





# SPA RACING FESTIVAL

FORMULA RENAULT 1.6 NEC JUNIOR  
2014 Results Booklet





## FORMULA RENAULT 1.6 NEC JUNIOR SPA RACING FESTIVAL FREE PRACTICE 1

### Classification


Nr.	Driver	Nat	Team	Car	Time	Lap	Total	Gap	Kph	
1	11 Anton DE PASQUALE	AUS	Lechner Racing School		<b>2:34.936</b>	11	11	-	-	<b>162.7</b>
2	3 Janneau ESMEIJER	NED	Provily Racing		<b>2:35.000</b>	6	12	+0.064	+0.064	<b>162.7</b>
3	17 Paul SIELJES	NED	Stuart Racing Team		<b>2:35.347</b>	8	12	+0.411	+0.347	<b>162.3</b>
4	99 Ralf ARON	EST	Scuderia Nordica		<b>2:35.660</b>	11	11	+0.724	+0.313	<b>162.0</b>
5	10 Florian JANITS	AUT	Lechner Racing School		<b>2:36.051</b>	10	10	+1.115	+0.391	<b>161.6</b>
6	69 Defourmy MAX	ITA	Lechner Racing School		<b>2:36.092</b>	7	10	+1.156	+0.041	<b>161.5</b>
7	21 Boris KOLFF	NED	Provily Racing		<b>2:36.448</b>	4	11	+1.512	+0.356	<b>161.2</b>
8	62 Ferdinand HABSBURG	AUT	Lechner Racing School		<b>2:36.713</b>	7	11	+1.777	+0.265	<b>160.9</b>
9	4 Otto NICO	EST	Captain Racing		<b>2:36.728</b>	11	11	+1.792	+0.015	<b>160.9</b>
10	1 Marcel LENERZ	DEU	Stuart Racing Team		<b>2:37.551</b>	9	11	+2.615	+0.823	<b>160.0</b>
11	9 Oliver SÖDERSTRÖM	SWE	Scuderia Nordica		<b>2:37.593</b>	11	11	+2.657	+0.042	<b>160.0</b>
12	22 Cédric PIRO	DEU	Pirosports							

<b>Fastest Lap</b>	Lap 11	Anton DE PASQUALE	<b>2:34.936</b>	162.7 Kph
--------------------	--------	-------------------	-----------------	-----------

Published at: .....

Track Status: **DRY**


Race Director:	Timekeeper:
----------------	-------------



## FORMULA RENAULT 1.6 NEC JUNIOR SPA RACING FESTIVAL FREE PRACTICE 1

### Best Sector Times

SECTOR 1			SECTOR 2			SECTOR 3			Pos	Driver	Ideal Lap	Best Lap
Pos	Driver	Time	Driver	Time	Driver	Time						
1	3 J.ESMEIJER	46.199	11 A.DE PASQUALE	1:07.530	17 P.SIELJES	40.538	1	3 J.ESMEIJER	2'34.673	2:35.000	(2)	
2	17 P.SIELJES	46.448	3 J.ESMEIJER	1:07.608	11 A.DE PASQUALE	40.611	2	11 A.DE PASQUALE	2'34.805	2:34.936	(1)	
3	99 R.ARON	46.466	10 F.JANITS	1:07.941	99 R.ARON	40.726	3	17 P.SIELJES	2'35.278	2:35.347	(3)	
4	21 B.KOLFF	46.548	17 P.SIELJES	1:08.292	69 D.MAX	40.791	4	99 R.ARON	2'35.579	2:35.660	(4)	
5	62 F.HABSBERG	46.592	99 R.ARON	1:08.387	3 J.ESMEIJER	40.866	5	10 F.JANITS	2'35.703	2:36.051	(5)	
6	69 D.MAX	46.596	69 D.MAX	1:08.533	62 F.HABSBERG	40.931	6	69 D.MAX	2'35.920	2:36.092	(6)	
7	11 A.DE PASQUALE	46.664	9 O.SÖDERSTRÖM	1:08.640	21 B.KOLFF	40.949	7	4 O.NICO	2'36.436	2:36.728	(9)	
8	4 O.NICO	46.784	4 O.NICO	1:08.645	10 F.JANITS	40.959	8	62 F.HABSBERG	2'36.444	2:36.713	(8)	
9	10 F.JANITS	46.803	1 M.LENERZ	1:08.767	1 M.LENERZ	41.006	9	21 B.KOLFF	2'36.448	2:36.448	(7)	
10	1 M.LENERZ	47.276	62 F.HABSBERG	1:08.921	4 O.NICO	41.007	10	1 M.LENERZ	2'37.049	2:37.551	(10)	
11	9 O.SÖDERSTRÖM	47.563	21 B.KOLFF	1:08.951	9 O.SÖDERSTRÖM	41.269	11	9 O.SÖDERSTRÖM	2'37.472	2:37.593	(11)	

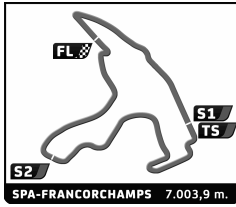


## FORMULA RENAULT 1.6 NEC JUNIOR

SPA RACING FESTIVAL  
After FREE PRACTICE 1

Event maximum speed


Driver	Team	Car	Class	Top Speed	Lap	Session
21 Boris KOLFF	Provily Racing			210.5	5	FREE PRACTICE 1
69 Defourmy MAX	Lechner Racing School			210.1	7	FREE PRACTICE 1
17 Paul SIELJES	Stuart Racing Team			209.3	8	FREE PRACTICE 1
11 Anton DE PASQUALE	Lechner Racing School			208.9	5	FREE PRACTICE 1
62 Ferdinand HABSBURG	Lechner Racing School			208.9	7	FREE PRACTICE 1
99 Ralf ARON	Scuderia Nordica			208.9	8	FREE PRACTICE 1
3 Janneau ESMELJER	Provily Racing			208.9	6	FREE PRACTICE 1
10 Florian JANITS	Lechner Racing School			208.5	5	FREE PRACTICE 1
1 Marcel LENERZ	Stuart Racing Team			208.1	11	FREE PRACTICE 1
4 Otto NICO	Captain Racing			206.5	11	FREE PRACTICE 1
9 Oliver SÖDERSTRÖM	Scuderia Nordica			203.4	10	FREE PRACTICE 1



**FORMULA RENAULT 1.6 NEC JUNIOR**  
SPA RACING FESTIVAL  
FREE PRACTICE 1

Fastest Lap Sequence

Practice Time	Driver	Team	Car	Class	Time	Kph	Lap
5:29.179	11 Anton DE PASQUALE	Lechner Racing School			<b>2:38.410</b>	159.2	2
8:06.281	11 Anton DE PASQUALE	Lechner Racing School			<b>2:37.102</b>	160.5	3
11:17.640	3 Janneau ESMEIJER	Provily Racing			<b>2:36.207</b>	161.4	4
13:19.520	11 Anton DE PASQUALE	Lechner Racing School			<b>2:35.420</b>	162.2	5
16:31.328	3 Janneau ESMEIJER	Provily Racing			<b>2:35.000</b>	162.7	6
30:35.475	11 Anton DE PASQUALE	Lechner Racing School			<b>2:34.936</b>	162.7	11




**FORMULA RENAULT 1.6 NEC JUNIOR**  
SPA RACING FESTIVAL  
FREE PRACTICE 1

Analysis

Personal Best Session Best B Crossing the finish line in pit lane

Lap	Time	Sector 1	Sector 2	Sector 3	Kph	Elapsed	Lap	Time	Sector 1	Sector 2	Sector 3	Kph	Elapsed	
<b>1</b>	<b>Marcel LENERZ</b>						DEU	<b>11</b>	2:37.593	47.635	1:08.640	41.318	160.0	30:03.780
Stuart Racing Team							<b>10</b> Florian JANITS							
1 3:09.748 1:11.966 1:15.183 42.599 132.9 3:09.748							Lechner Racing School							
2 2:38.760 47.725 1:09.838 41.197 158.8 5:48.508							1 3:42.190 1:44.472 1:15.762 41.956 113.5 3:42.190							
3 2:37.712 47.354 1:09.100 41.258 159.9 8:26.220							2 2:52.962B 47.847 1:10.995 54.120 145.8 6:35.152							
4 2:39.122 47.672 1:09.638 41.812 158.5 11:05.342							3 4:06.265 2:15.755 1:09.181 41.329 102.4 10:41.417							
5 2:38.175 47.386 1:09.552 41.237 159.4 13:43.517							4 2:37.655 47.076 1:08.963 41.616 159.9 13:19.072							
6 2:44.296B 47.405 1:09.092 47.799 153.5 16:27.813							5 2:45.763 49.599 1:09.312 46.852 152.1 16:04.835							
7 4:03.701 2:13.162 1:09.084 41.455 103.5 20:31.514							6 2:36.479 46.918 1:08.412 41.149 161.1 18:41.314							
8 2:37.961 47.461 1:09.061 41.439 159.6 23:09.475							7 2:36.423 46.803 1:08.567 41.053 161.2 21:17.737							
9 2:37.551 47.409 1:08.767 41.375 160.0 25:47.026							8 2:46.907B 47.063 1:07.941 51.903 151.1 24:04.644							
10 2:40.185 49.021 1:09.193 41.971 157.4 28:27.211							9 4:13.662 2:24.491 1:08.040 41.131 99.4 28:18.306							
11 2:37.809 47.276 1:09.527 41.006 159.8 31:05.020							10 2:36.051 46.931 1:08.161 40.959 161.6 30:54.357							
<b>3</b>	<b>Janneau ESMEIJER</b>						NED	<b>11</b>	2:34.936	46.795	1:07.530	40.611	162.7	30:35.475
Provilly Racing							Lechner Racing School							
1 3:25.045 1:26.148 1:15.349 43.548 123.0 3:25.045							1 2:50.769 56.095 1:12.973 41.701 147.7 2:50.769							
2 2:39.076 47.750 1:09.952 41.374 158.5 6:04.121							2 2:38.410 48.178 1:09.194 41.038 159.2 5:29.179							
3 2:37.312 47.443 1:08.866 41.003 160.3 8:41.433							3 2:37.102 46.982 1:09.162 40.958 160.5 8:06.281							
4 2:36.207 46.923 1:08.167 41.117 161.4 11:17.640							4 2:37.819 46.773 1:10.131 40.915 159.8 10:44.100							
5 2:38.688 46.880 1:10.942 40.866 158.9 13:56.328							5 2:35.420 46.664 1:08.029 40.727 162.2 13:19.520							
6 2:35.000 46.199 1:07.746 41.055 162.7 16:31.328							6 2:35.836 47.193 1:07.778 40.865 161.8 15:55.356							
7 2:35.568 46.810 1:07.608 41.150 162.1 19:06.896							7 2:35.286 46.813 1:07.720 40.753 162.4 18:30.642							
8 2:36.666 46.772 1:08.186 41.708 160.9 21:43.562							8 2:44.590B 46.711 1:07.550 50.329 153.2 21:15.232							
9 2:35.623 46.710 1:07.802 41.111 162.0 24:19.185							9 4:10.141 2:20.961 1:08.367 40.813 100.8 25:25.373							
10 2:35.819 46.663 1:07.889 41.267 161.8 26:55.004							10 2:35.166 46.839 1:07.605 40.722 162.5 28:00.539							
11 2:36.221 46.962 1:08.099 41.160 161.4 29:31.225							11 2:34.936 46.795 1:07.530 40.611 162.7 30:35.475							
12 2:44.649B 46.933 1:07.891 49.825 153.1 32:15.874														
<b>4</b>	<b>Otto NICO</b>						EST	<b>17</b>	2:37.917	46.897	1:09.702	41.318	159.7	29:45.805
Captain Racing							Stuart Racing Team							
1 3:10.948 1:11.542 1:16.866 42.540 132.0 3:10.948							1 3:26.602 1:19.572 1:20.698 46.332 122.0 3:26.602							
2 2:40.671 47.931 1:10.904 41.836 156.9 5:51.619							2 2:44.848 50.236 1:12.561 42.051 153.0 6:11.450							
3 2:40.003 48.581 1:09.990 41.432 157.6 8:31.622							3 2:39.528 47.906 1:10.495 41.127 158.1 8:50.978							
4 2:37.624 47.218 1:09.061 41.345 160.0 11:09.246							4 2:39.459 47.918 1:10.759 40.782 158.1 11:30.437							
5 2:37.364 47.345 1:08.863 41.156 160.2 13:46.610							5 2:37.172 46.906 1:09.717 40.549 160.4 14:07.609							
6 2:36.885 47.099 1:08.645 41.141 160.7 16:23.495							6 2:36.902 46.624 1:08.759 41.519 160.7 16:44.511							
7 2:37.584 47.245 1:08.727 41.612 160.0 19:01.079							7 2:36.607 47.001 1:08.922 40.684 161.0 19:21.118							
8 2:37.084 47.099 1:08.743 41.242 160.5 21:38.163							8 2:35.347 46.448 1:08.361 40.538 162.3 21:56.465							
9 2:47.488B 47.018 1:10.143 50.327 150.5 24:25.651							9 2:35.572 46.626 1:08.292 40.654 162.1 24:32.037							
10 4:05.421 2:15.167 1:09.163 41.091 102.7 28:31.072							10 2:35.851 46.651 1:08.386 40.814 161.8 27:07.888							
11 2:36.728 46.784 1:08.937 41.007 160.9 31:07.800							11 2:37.917 46.897 1:09.702 41.318 159.7 29:45.805							
							12 2:36.749 46.559 1:09.465 40.725 160.9 32:22.554							
<b>9</b>	<b>Oliver SÖDERSTRÖM</b>						SWE	<b>21</b>	2:37.013	46.593	1:09.357	41.063	160.6	13:55.542
Scuderia Nordica							Provilly Racing							
1 3:34.291 1:35.530 1:16.035 42.726 117.7 3:34.291							1 3:23.170 1:24.097 1:16.920 42.153 124.1 3:23.170							
2 2:42.167 48.529 1:11.671 41.967 155.5 6:16.458							2 2:40.042 48.208 1:10.881 40.953 157.5 6:03.212							
3 2:40.530 48.357 1:10.234 41.939 157.1 8:56.988							3 2:38.869 47.280 1:09.631 41.958 158.7 8:42.081							
4 2:39.529 47.899 1:09.876 41.754 158.1 11:36.517							4 2:36.448 46.548 1:08.951 40.949 161.2 11:18.529							
5 2:39.357 47.819 1:10.020 41.518 158.2 14:15.874							5 2:37.013 46.593 1:09.357 41.063 160.6 13:55.542							
6 2:38.694 48.005 1:09.180 41.509 158.9 16:54.568							6 2:37.520 47.073 1:09.372 41.075 160.1 16:33.062							
7 2:37.880 47.834 1:08.673 41.373 159.7 19:32.448							7 2:38.195 46.878 1:09.784 41.533 159.4 19:11.257							
8 2:37.738 47.565 1:08.646 41.527 159.8 22:10.186							8 2:49.870B 47.229 1:11.292 51.349 148.4 22:01.127							
9 2:37.616 47.563 1:08.784 41.269 160.0 24:47.802							9 3:48.916 1:58.376 1:09.510 41.030 110.1 25:50.043							
10 2:38.385 47.717 1:09.180 41.488 159.2 27:26.187							10 2:36.969 46.764 1:09.115 41.090 160.6 28:27.012							



## FORMULA RENAULT 1.6 NEC JUNIOR SPA RACING FESTIVAL FREE PRACTICE 1

### Analysis

■ Personal Best ■ Session Best B Crossing the finish line in pit lane

Lap	Time	Sector 1	Sector 2	Sector 3	Kph	Elapsed	Lap	Time	Sector 1	Sector 2	Sector 3	Kph	Elapsed
11	2:37.069	46.919	1:09.136	41.014	160.5	31:04.081							

#### 62 Ferdinand HABSBURG AUT

Lechner Racing School

1	3:23.682	1:14.004	1:20.304	49.374	123.8	3:23.682
2	2:39.794	47.355	1:10.566	41.873	157.8	6:03.476
3	2:40.128	48.703	1:09.650	41.775	157.5	8:43.604
4	2:37.235	46.868	1:09.217	41.150	160.4	11:20.839
5	2:36.970	46.796	1:08.974	41.200	160.6	13:57.809
6	2:36.796	46.675	1:09.190	<b>40.931</b>	160.8	16:34.605
7	<b>2:36.713</b>	<b>46.592</b>	1:09.006	41.115	160.9	19:11.318
8	2:45.153B	46.986	1:09.193	48.974	152.7	21:56.471
9	5:02.164	3:10.148	1:10.907	41.109	83.4	26:58.635
10	2:37.317	46.961	1:09.233	41.123	160.3	29:35.952
11	2:37.341	47.298	<b>1:08.921</b>	41.122	160.3	32:13.293

#### 69 Defourmy MAX ITA


Lechner Racing School

1	3:22.370	1:21.134	1:16.113	45.123	124.6	3:22.370
2	2:44.711	51.571	1:11.656	41.484	153.1	6:07.081
3	2:37.789	47.046	1:09.577	41.166	159.8	8:44.870
4	2:37.394	46.730	1:09.501	41.163	160.2	11:22.264
5	2:36.683	46.629	1:09.263	<b>40.791</b>	160.9	13:58.947
6	2:36.667	46.648	1:09.115	40.904	160.9	16:35.614
7	<b>2:36.092</b>	<b>46.596</b>	1:08.630	40.866	161.5	19:11.706
8	2:46.576B	48.276	1:08.736	49.564	151.4	21:58.282
9	4:19.663	2:29.519	<b>1:08.533</b>	41.611	97.1	26:17.945
10	4:07.687B	53.265	1:47.477	1:26.945	101.8	30:25.632

#### 99 Ralf ARON EST

Scuderia Nordica

1	3:32.991	1:30.305	1:19.225	43.461	118.4	3:32.991
2	2:41.236	48.046	1:11.971	41.219	156.4	6:14.227
3	2:37.511	46.652	1:10.003	40.856	160.1	8:51.738
4	2:37.218	46.873	1:09.348	40.997	160.4	11:28.956
5	2:36.866	46.618	1:09.173	41.075	160.7	14:05.822
6	2:36.178	46.542	1:08.689	40.947	161.4	16:42.000
7	2:35.912	<b>46.466</b>	1:08.459	40.987	161.7	19:17.912
8	2:49.915B	46.511	1:08.478	54.926	148.4	22:07.827
9	3:40.536	1:50.998	1:08.812	<b>40.726</b>	114.3	25:48.363
10	2:35.899	46.540	1:08.608	40.751	161.7	28:24.262
11	<b>2:35.660</b>	46.470	<b>1:08.387</b>	40.803	162.0	30:59.922



## FORMULA RENAULT 1.6 NEC JUNIOR SPA RACING FESTIVAL FREE PRACTICE 2

### Classification

Nr.	Driver	Nat	Team	Car	Time	Lap	Total	Gap	Kph	
1	11 Anton DE PASQUALE	AUS	Lechner Racing School		<b>2:34.787</b>	10	11	-	-	<b>162.9</b>
2	10 Florian JANITS	AUT	Lechner Racing School		<b>2:35.578</b>	11	11	+0.791	+0.791	<b>162.1</b>
3	99 Ralf ARON	EST	Scuderia Nordica		<b>2:35.779</b>	8	11	+0.992	+0.201	<b>161.9</b>
4	3 Janneau ESMEIJER	NED	Provily Racing Team		<b>2:35.818</b>	4	12	+1.031	+0.039	<b>161.8</b>
5	17 Paul SIELJES	NED	Stuart Racing Team		<b>2:35.960</b>	10	12	+1.173	+0.142	<b>161.7</b>
6	62 Ferdinand HABSBURG	AUT	Lechner Racing School		<b>2:36.133</b>	9	10	+1.346	+0.173	<b>161.5</b>
7	69 Max DEFOURNY	BEL	Lechner Racing School		<b>2:36.293</b>	9	11	+1.506	+0.160	<b>161.3</b>
8	1 Marcel LENERZ	DEU	Stuart Racing Team		<b>2:36.896</b>	5	12	+2.109	+0.603	<b>160.7</b>
9	21 Boris KOLFF	NED	Provily Racing Team		<b>2:37.046</b>	5	11	+2.259	+0.150	<b>160.6</b>
10	4 Nico OTTO	DEU	Captain Racing		<b>2:37.152</b>	11	11	+2.365	+0.106	<b>160.4</b>
11	9 Oliver SÖDERSTRÖM	SWE	Scuderia Nordica							
12	22 Cédric PIRO	DEU	Provily Racing Team							


<b>Fastest Lap</b>	Lap 10	Anton DE PASQUALE	<b>2:34.787</b>	162.9 Kph
--------------------	--------	-------------------	-----------------	-----------

Published at: .....

Track Status: **DRY**

Race Director:	Timekeeper:
----------------	-------------






## FORMULA RENAULT 1.6 NEC JUNIOR SPA RACING FESTIVAL FREE PRACTICE 2

### Best Sector Times

SECTOR 1			SECTOR 2			SECTOR 3			Pos	Driver	Ideal Lap	Best Lap
Pos	Driver	Time	Driver	Time	Driver	Time						
1	10 F.JANITS	46.283	11 A.DE PASQUALE	1:07.125	11 A.DE PASQUALE	40.679	1	11 A.DE PASQUALE	2'34.364	2:34.787	(1)	
2	11 A.DE PASQUALE	46.560	10 F.JANITS	1:07.891	17 P.SIELJES	40.717	2	10 F.JANITS	2'35.065	2:35.578	(2)	
3	99 R.ARON	46.619	3 J.ESMEIJER	1:07.985	3 J.ESMEIJER	40.721	3	3 J.ESMEIJER	2'35.487	2:35.818	(4)	
4	17 P.SIELJES	46.715	62 F.HABSBERG	1:08.063	99 R.ARON	40.830	4	17 P.SIELJES	2'35.713	2:35.960	(5)	
5	3 J.ESMEIJER	46.781	69 M.DEFOURNY	1:08.066	62 F.HABSBERG	40.886	5	99 R.ARON	2'35.741	2:35.779	(3)	
6	69 M.DEFOURNY	46.824	17 P.SIELJES	1:08.281	10 F.JANITS	40.891	6	69 M.DEFOURNY	2'35.884	2:36.293	(7)	
7	4 N.OTTO	46.872	99 R.ARON	1:08.292	69 M.DEFOURNY	40.994	7	62 F.HABSBERG	2'35.898	2:36.133	(6)	
8	1 M.LENERZ	46.917	1 M.LENERZ	1:08.512	1 M.LENERZ	41.132	8	1 M.LENERZ	2'36.561	2:36.896	(8)	
9	62 F.HABSBERG	46.949	4 N.OTTO	1:08.606	21 B.KOLFF	41.156	9	4 N.OTTO	2'36.696	2:37.152	(10)	
10	21 B.KOLFF	47.011	21 B.KOLFF	1:08.786	4 N.OTTO	41.218	10	21 B.KOLFF	2'36.953	2:37.046	(9)	




**FORMULA RENAULT 1.6 NEC JUNIOR**

SPA RACING FESTIVAL  
After FREE PRACTICE 2

Event maximum speed


Driver	Team	Car	Class	Top Speed	Lap	Session
10 Florian JANITS	Lechner Racing School			211.8	8	FREE PRACTICE 2
69 Max DEFOURNY	Lechner Racing School			211.8	4	FREE PRACTICE 2
21 Boris KOLFF	Provily Racing Team			210.5	5	FREE PRACTICE 1
4 Nico OTTO	Captain Racing			210.5	8	FREE PRACTICE 2
17 Paul SIELJES	Stuart Racing Team			209.7	4	FREE PRACTICE 2
3 Janneau ESMEIJER	Provily Racing Team			209.7	4	FREE PRACTICE 2
11 Anton DE PASQUALE	Lechner Racing School			208.9	5	FREE PRACTICE 1
62 Ferdinand HABSBURG	Lechner Racing School			208.9	7	FREE PRACTICE 1
99 Ralf ARON	Scuderia Nordica			208.9	8	FREE PRACTICE 1
1 Marcel LENERZ	Stuart Racing Team			208.1	11	FREE PRACTICE 1
9 Oliver SÖDERSTRÖM	Scuderia Nordica			203.4	10	FREE PRACTICE 1



**FORMULA RENAULT 1.6 NEC JUNIOR**  
SPA RACING FESTIVAL  
FREE PRACTICE 2

Fastest Lap Sequence

Practice Time	Driver	Team	Car	Class	Time	Kph	Lap
5:27.610	10 Florian JANITS	Lechner Racing School			<b>2:41.148</b>	156.5	2
5:28.369	1 Marcel LENERZ	Stuart Racing Team			<b>2:40.896</b>	156.7	2
5:29.753	11 Anton DE PASQUALE	Lechner Racing School			<b>2:38.400</b>	159.2	2
5:37.466	3 Janneau ESMELJER	Provily Racing Team			<b>2:37.682</b>	159.9	2
8:06.114	11 Anton DE PASQUALE	Lechner Racing School			<b>2:36.361</b>	161.3	3
10:49.844	3 Janneau ESMELJER	Provily Racing Team			<b>2:35.818</b>	161.8	4
20:38.899	11 Anton DE PASQUALE	Lechner Racing School			<b>2:35.624</b>	162.0	7
25:55.444	11 Anton DE PASQUALE	Lechner Racing School			<b>2:35.209</b>	162.5	9
28:30.231	11 Anton DE PASQUALE	Lechner Racing School			<b>2:34.787</b>	162.9	10




## FORMULA RENAULT 1.6 NEC JUNIOR SPA RACING FESTIVAL FREE PRACTICE 2

### Analysis

■ Personal Best ■ Session Best B Crossing the finish line in pit lane

Lap	Time	Sector 1	Sector 2	Sector 3	Kph	Elapsed	Lap	Time	Sector 1	Sector 2	Sector 3	Kph	Elapsed
<b>1 Marcel LENERZ</b> DEU Stuart Racing Team							10	2:36.257	46.746	1:08.124	41.387	161.4	28:28.022
1	2:47.473	53.997	1:12.061	41.415	150.6	2:47.473	11	<b>2:35.578</b>	46.796	<b>1:07.891</b>	<b>40.891</b>	162.1	31:03.600
2	2:40.896	47.366	1:09.477	44.053	156.7	5:28.369	<b>11 Anton DE PASQUALE</b> AUS Lechner Racing School						
3	2:38.776	48.077	1:09.433	41.266	158.8	8:07.145	1	2:51.353	59.451	1:10.615	41.287	147.1	2:51.353
4	2:37.591	<b>46.917</b>	1:09.264	41.410	160.0	10:44.736	2	2:38.400	47.124	1:09.060	42.216	159.2	5:29.753
5	<b>2:36.896</b>	47.116	1:08.648	<b>41.132</b>	160.7	13:21.632	3	2:36.361	<b>46.560</b>	1:09.021	40.780	161.3	8:06.114
6	2:37.609	47.429	1:08.716	41.464	160.0	15:59.241	4	2:36.382	47.063	1:08.432	40.887	161.2	10:42.496
7	2:37.692	47.653	1:08.694	41.345	159.9	18:36.933	5	2:43.944 <b>B</b>	47.093	1:08.315	48.536	153.8	13:26.440
8	2:38.210	47.745	1:09.161	41.304	159.4	21:15.143	6	4:36.835	2:46.064	1:09.819	40.952	91.1	18:03.275
9	2:37.836	47.230	1:08.983	41.623	159.7	23:52.979	7	2:35.624	46.815	1:08.130	<b>40.679</b>	162.0	20:38.899
10	2:37.705	47.769	<b>1:08.512</b>	41.424	159.9	26:30.684	8	2:41.336	46.760	1:13.476	41.100	156.3	23:20.235
11	2:38.019	47.605	1:09.162	41.252	159.6	29:08.703	9	2:35.209	46.749	1:07.454	41.006	162.5	25:55.444
12	2:37.309	47.228	1:08.786	41.295	160.3	31:46.012	10	<b>2:34.787</b>	46.938	<b>1:07.125</b>	40.724	162.9	28:30.231
							11	2:34.830	46.601	1:07.454	40.775	162.9	31:05.061
<b>3 Janneau ESMEIJER</b> NED Provily Racing Team							<b>17 Paul SIELJES</b> NED Stuart Racing Team						
1	2:59.784	1:06.938	1:11.240	41.606	140.2	2:59.784	1	2:59.461	54.980	1:18.476	46.005	140.5	2:59.461
2	2:37.682	47.787	1:08.957	40.938	159.9	5:37.466	2	2:42.741	49.593	1:10.981	42.167	154.9	5:42.202
3	2:36.560	47.044	1:08.478	41.038	161.1	8:14.026	3	2:40.142	48.472	1:09.785	41.885	157.4	8:22.344
4	<b>2:35.818</b>	46.920	1:08.177	<b>40.721</b>	161.8	10:49.844	4	2:40.814	47.276	1:08.794	44.744	156.8	11:03.158
5	2:36.622	46.888	1:08.878	40.856	161.0	13:26.466	5	2:36.320	46.910	1:08.588	<b>40.822</b>	161.3	13:39.478
6	2:35.976	46.795	1:08.039	41.142	161.7	16:02.442	6	2:36.317	46.787	1:08.813	<b>40.717</b>	161.3	16:15.795
7	2:36.112	47.012	<b>1:07.985</b>	41.115	161.5	18:38.554	7	2:36.947	47.265	1:08.683	40.999	160.7	18:52.742
8	2:36.031	<b>46.781</b>	1:07.991	41.259	161.6	21:14.585	8	2:36.262	46.972	1:08.380	40.910	161.4	21:29.004
9	2:40.223	47.649	1:11.353	41.221	157.4	23:54.808	9	2:36.246	46.896	1:08.437	40.913	161.4	24:05.250
10	2:36.406	46.917	1:08.538	40.951	161.2	26:31.214	10	<b>2:35.960</b>	<b>46.715</b>	1:08.362	40.883	161.7	26:41.210
11	2:36.213	46.808	1:08.027	41.378	161.4	29:07.427	11	2:35.990	46.800	<b>1:08.281</b>	40.909	161.6	29:17.200
12	2:36.674	47.310	1:08.057	41.307	160.9	31:44.101	12	2:37.189	47.212	1:09.105	40.872	160.4	31:54.389
<b>4 Nico OTTO</b> DEU Captain Racing							<b>21 Boris KOLFF</b> NED Provily Racing Team						
1	3:22.110	1:22.732	1:17.318	42.060	124.8	3:22.110	1	3:03.536	1:08.306	1:13.577	41.653	137.4	3:03.536
2	2:39.402	48.009	1:09.922	41.471	158.2	6:01.512	2	2:39.277	47.069	1:10.701	41.507	158.3	5:42.813
3	2:37.964	47.542	1:09.090	41.332	159.6	8:39.476	3	2:38.712	47.517	1:09.574	41.621	158.9	8:21.525
4	2:38.148	47.503	1:09.243	41.402	159.4	11:17.624	4	2:37.660	47.322	1:08.897	41.441	159.9	10:59.185
5	2:46.322 <b>B</b>	47.322	1:09.004	49.996	151.6	14:03.946	5	<b>2:37.046</b>	<b>47.011</b>	<b>1:08.786</b>	41.249	160.6	13:36.231
6	4:12.301	2:21.127	1:09.647	41.527	99.9	18:16.247	6	2:37.416	47.449	1:08.811	<b>41.156</b>	160.2	16:13.647
7	2:37.157	47.223	<b>1:08.606</b>	41.328	160.4	20:53.404	7	2:52.150 <b>B</b>	47.826	1:09.267	55.057	146.5	19:05.797
8	2:40.204	<b>46.872</b>	1:12.058	41.274	157.4	23:33.608	8	4:25.591	2:34.336	1:09.698	41.557	94.9	23:31.388
9	2:37.495	47.202	1:09.064	41.229	160.1	26:11.103	9	2:37.785	47.237	1:09.318	41.230	159.8	26:09.173
10	2:37.231	46.963	1:09.050	<b>41.218</b>	160.4	28:48.334	10	2:37.790	47.383	1:09.008	41.399	159.8	28:46.963
11	<b>2:37.152</b>	46.924	1:08.966	41.262	160.4	31:25.486	11	2:37.611	47.311	1:08.841	41.459	160.0	31:24.574
<b>10 Florian JANITS</b> AUT Lechner Racing School							<b>62 Ferdinand HABSBURG</b> AUT Lechner Racing School						
1	2:46.462	54.019	1:10.737	41.706	151.5	2:46.462	1	2:53.657	58.481	1:13.630	41.546	145.2	2:53.657
2	2:41.148	47.632	1:09.506	44.010	156.5	5:27.610	2	2:39.447	47.321	1:10.486	41.640	158.1	5:33.104
3	2:39.043	47.791	1:09.625	41.627	158.5	8:06.653	3	2:37.685	47.346	1:09.430	40.909	159.9	8:10.789
4	2:37.683	46.907	1:09.537	41.239	159.9	10:44.336	4	2:38.606	47.347	1:09.637	41.622	159.0	10:49.395
5	2:36.746	46.667	1:08.932	41.147	160.9	13:21.082	5	2:38.179	47.494	1:09.799	<b>40.886</b>	159.4	13:27.574
6	2:44.629 <b>B</b>	46.936	1:08.524	49.169	153.2	16:05.711	6	2:46.369 <b>B</b>	<b>46.949</b>	1:10.696	48.724	151.6	16:13.943
7	4:33.677	2:40.534	1:11.677	41.466	92.1	20:39.388	7	6:07.808	4:11.469	1:13.625	42.714	68.6	22:21.751
8	2:36.455	<b>46.283</b>	1:09.007	41.165	161.2	23:15.843	8	2:37.311	47.031	1:08.992	41.288	160.3	24:59.062
9	2:35.922	46.772	1:08.161	40.989	161.7	25:51.765							



## FORMULA RENAULT 1.6 NEC JUNIOR SPA RACING FESTIVAL FREE PRACTICE 2


### Analysis

■ Personal Best   
 ■ Session Best   
 B Crossing the finish line in pit lane

Lap	Time	Sector 1	Sector 2	Sector 3	Kph	Elapsed	Lap	Time	Sector 1	Sector 2	Sector 3	Kph	Elapsed
9	<span style="color: green;">2:36.133</span>	47.077	1:08.081	40.975	161.5	27:35.195							
10	2:36.269	46.993	<span style="color: green;">1:08.063</span>	41.213	161.4	30:11.464							

69 Max DEFOURNY								BEL	
Lechner Racing School									
1	2:55.673	1:01.807	1:11.813	42.053	143.5	2:55.673			
2	2:38.486	47.473	1:09.777	41.236	159.1	5:34.159			
3	2:37.438	47.014	1:09.409	41.015	160.2	8:11.597			
4	2:37.553	<span style="color: green;">46.824</span>	1:09.735	<span style="color: green;">40.994</span>	160.0	10:49.150			
5	2:36.835	47.223	1:08.598	41.014	160.8	13:25.985			
6	2:45.540 <b>B</b>	47.369	1:09.429	48.742	152.3	16:11.525			
7	5:41.725	3:47.792	1:12.288	41.645	73.8	21:53.250			
8	2:37.791	47.500	1:09.066	41.225	159.8	24:31.041			
9	<span style="color: green;">2:36.293</span>	47.232	<span style="color: green;">1:08.066</span>	40.995	161.3	27:07.334			
10	2:37.287	47.123	1:08.676	41.488	160.3	29:44.621			
11	2:37.241	47.155	1:08.866	41.220	160.4	32:21.862			

99 Ralf ARON								EST	
Scuderia Nordica									
1	4:02.920	2:05.794	1:12.987	44.139	103.8	4:02.920			
2	2:39.223	48.272	1:09.682	41.269	158.4	6:42.143			
3	2:37.072	47.404	1:08.805	40.863	160.5	9:19.215			
4	2:36.336	46.874	1:08.469	40.993	161.3	11:55.551			
5	2:36.841	46.821	1:08.813	41.207	160.8	14:32.392			
6	2:36.468	46.892	1:08.543	41.033	161.1	17:08.860			
7	2:36.013	46.744	<span style="color: green;">1:08.292</span>	40.977	161.6	19:44.873			
8	<span style="color: green;">2:35.779</span>	<span style="color: green;">46.619</span>	1:08.330	<span style="color: green;">40.830</span>	161.9	22:20.652			
9	2:36.077	46.700	1:08.404	40.973	161.5	24:56.729			
10	2:48.687 <b>B</b>	51.813	1:08.571	48.303	149.5	27:45.416			
11	3:43.778	1:53.747	1:09.015	41.016	112.7	31:29.194			



## FORMULA RENAULT 1.6 NEC JUNIOR SPA RACING FESTIVAL QUALIFYING

### Final Classification

Nr.	Driver	Nat	Team	Car	Time	Lap	Total	Gap	Kph	
1	10 Florian JANITS	AUT	Lechner Racing School		<b>2:34.896</b>	7	7	-	-	<b>162.8</b>
2	17 Paul SIELJES	NED	Stuart Racing Team		<b>2:35.076</b>	7	8	+0.180	+0.180	<b>162.6</b>
3	11 Anton DE PASQUALE	AUS	Lechner Racing School		<b>2:35.175</b>	5	7	+0.279	+0.099	<b>162.5</b>
4	3 Janneau ESMEIJER	NED	Provily Racing Team		<b>2:35.302</b>	6	7	+0.406	+0.127	<b>162.4</b>
5	99 Ralf ARON	EST	Scuderia Nordica		<b>2:35.433</b>	6	7	+0.537	+0.131	<b>162.2</b>
6	69 Max DEFOURNY	BEL	Lechner Racing School		<b>2:35.492</b>	5	8	+0.596	+0.059	<b>162.2</b>
7	62 Ferdinand HABSBURG	AUT	Lechner Racing School		<b>2:35.505</b>	6	7	+0.609	+0.013	<b>162.1</b>
8	4 Nico OTTO	DEU	Captain Racing		<b>2:35.620</b>	8	8	+0.724	+0.115	<b>162.0</b>
9	21 Boris KOLFF	NED	Provily Racing Team		<b>2:35.892</b>	7	7	+0.996	+0.272	<b>161.7</b>
10	1 Marcel LENERZ	DEU	Stuart Racing Team		<b>2:37.104</b>	7	7	+2.208	+1.212	<b>160.5</b>
11	9 Oliver SÖDERSTRÖM	SWE	Scuderia Nordica		<b>2:37.653</b>	6	7	+2.757	+0.549	<b>159.9</b>
12	22 Cédric PIRO	DEU	Pirosports		<b>2:37.713</b>	7	7	+2.817	+0.060	<b>159.9</b>

<b>Fastest Lap</b>	Lap 7	Florian JANITS	<b>2:34.896</b>	162.8 Kph
--------------------	-------	----------------	-----------------	-----------

TIME OF CAR N° 4 SET AT 11:29 DELETED DUE TO TRACK LIMITS.


Published at: .....

Track Status:

**DRY**

Stewards:

Timekeeper:



## FORMULA RENAULT 1.6 NEC JUNIOR SPA RACING FESTIVAL QUALIFYING

### Final Classification by 2nd Fastest Lap

Driver	Team	Vehicle	Time	Gap		
1 17 <b>Paul SIELJES</b>	Stuart Racing Team		<b>2:35.303</b>	-	-	
2 62 <b>Ferdinand HABSBURG</b>	Lechner Racing School		<b>2:35.510</b>	+0.207	+0.207	
3 3 <b>Janneau ESMEIJER</b>	Provely Racing Team		<b>2:35.607</b>	+0.304	+0.097	
4 69 <b>Max DEFOURNY</b>	Lechner Racing School		<b>2:35.663</b>	+0.360	+0.056	
5 10 <b>Florian JANITS</b>	Lechner Racing School		<b>2:35.752</b>	+0.449	+0.089	
6 99 <b>Ralf ARON</b>	Scuderia Nordica		<b>2:35.901</b>	+0.598	+0.149	
7 4 <b>Nico OTTO</b>	Captain Racing		<b>2:35.937</b>	+0.634	+0.036	
8 21 <b>Boris KOLFF</b>	Provely Racing Team		<b>2:36.246</b>	+0.943	+0.309	
9 11 <b>Anton DE PASQUALE</b>	Lechner Racing School		<b>2:36.419</b>	+1.116	+0.173	
10 1 <b>Marcel LENERZ</b>	Stuart Racing Team		<b>2:37.145</b>	+1.842	+0.726	
11 22 <b>Cédric PIRO</b>	Pirosports		<b>2:37.804</b>	+2.501	+0.659	
12 9 <b>Oliver SÖDERSTRÖM</b>	Scuderia Nordica		<b>2:37.949</b>	+2.646	+0.145	
<b>Fastest Lap</b>			Lap 7	Florian JANITS	<b>2:34.896</b>	162.8 Kph


TIME OF CAR N° 4 SET AT 11:29 DELETED DUE TO TRACK LIMITS.

Published at: .....

Track Status: **DRY**

Stewards:

Timekeeper:




## FORMULA RENAULT 1.6 NEC JUNIOR SPA RACING FESTIVAL QUALIFYING

### Best Sector Times

SECTOR 1			SECTOR 2			SECTOR 3			Pos	Driver	Ideal Lap	Best Lap
Pos	Driver	Time	Driver	Time	Driver	Time						
1	10 F.JANITS	46.392	11 A.DE PASQUALE	1:07.507	11 A.DE PASQUALE	40.477	1	10 F.JANITS	2'34.791	2:34.896	(1)	
2	99 R.ARON	46.460	69 M.DEFOURNY	1:07.570	10 F.JANITS	40.502	2	62 F.HABSBUURG	2'34.799	2:35.505	(7)	
3	21 B.KOLFF	46.501	62 F.HABSBUURG	1:07.636	17 P.SIELJES	40.509	3	17 P.SIELJES	2'34.927	2:35.076	(2)	
4	62 F.HABSBUURG	46.611	17 P.SIELJES	1:07.707	62 F.HABSBUURG	40.552	4	11 A.DE PASQUALE	2'34.928	2:35.175	(3)	
5	3 J.ESMEIJER	46.638	3 J.ESMEIJER	1:07.784	4 N.OTTO	40.612	5	3 J.ESMEIJER	2'35.073	2:35.302	(4)	
6	17 P.SIELJES	46.711	10 F.JANITS	1:07.897	3 J.ESMEIJER	40.651	6	4 N.OTTO	2'35.361	2:35.620	(8)	
7	4 N.OTTO	46.736	4 N.OTTO	1:08.013	99 R.ARON	40.764	7	69 M.DEFOURNY	2'35.383	2:35.492	(6)	
8	11 A.DE PASQUALE	46.944	99 R.ARON	1:08.182	69 M.DEFOURNY	40.772	8	99 R.ARON	2'35.406	2:35.433	(5)	
9	69 M.DEFOURNY	47.041	21 B.KOLFF	1:08.325	21 B.KOLFF	40.777	9	21 B.KOLFF	2'35.603	2:35.892	(9)	
10	22 C.PIRO	47.322	1 M.LENERZ	1:08.404	1 M.LENERZ	41.089	10	1 M.LENERZ	2'36.851	2:37.104	(10)	
11	1 M.LENERZ	47.358	9 O.SÖDERSTRÖM	1:08.510	9 O.SÖDERSTRÖM	41.222	11	9 O.SÖDERSTRÖM	2'37.276	2:37.653	(11)	
12	9 O.SÖDERSTRÖM	47.544	22 C.PIRO	1:08.784	22 C.PIRO	41.277	12	22 C.PIRO	2'37.383	2:37.713	(12)	






**FORMULA RENAULT 1.6 NEC JUNIOR**  
SPA RACING FESTIVAL  
After QUALIFYING

Event maximum speed


Driver	Team	Car	Class	Top Speed	Lap	Session
10 Florian JANITS	Lechner Racing School			<b>211.8</b>	8	FREE PRACTICE 2
69 Max DEFOURNY	Lechner Racing School			<b>211.8</b>	4	FREE PRACTICE 2
99 Ralf ARON	Scuderia Nordica			<b>210.9</b>	6	QUALIFYING
21 Boris KOLFF	Provily Racing Team			<b>210.5</b>	5	FREE PRACTICE 1
4 Nico OTTO	Captain Racing			<b>210.5</b>	8	FREE PRACTICE 2
17 Paul SIELJES	Stuart Racing Team			<b>209.7</b>	4	FREE PRACTICE 2
3 Janneau ESMELJER	Provily Racing Team			<b>209.7</b>	4	FREE PRACTICE 2
11 Anton DE PASQUALE	Lechner Racing School			<b>208.9</b>	5	FREE PRACTICE 1
62 Ferdinand HABSBURG	Lechner Racing School			<b>208.9</b>	7	FREE PRACTICE 1
1 Marcel LENERZ	Stuart Racing Team			<b>208.1</b>	11	FREE PRACTICE 1
22 Cédric PIRO	Pirosports			<b>204.9</b>	7	QUALIFYING
9 Oliver SÖDERSTRÖM	Scuderia Nordica			<b>203.4</b>	10	FREE PRACTICE 1



**FORMULA RENAULT 1.6 NEC JUNIOR**  
SPA RACING FESTIVAL  
QUALIFYING

Fastest Lap Sequence


Practice Time	Driver	Team	Car	Class	Time	Kph	Lap
5:32.728	69 Max DEFOURNY	Lechner Racing School			<b>2:37.746</b>	159.8	2
5:34.917	4 Nico OTTO	Captain Racing			<b>2:37.642</b>	159.9	2
7:02.564	11 Anton DE PASQUALE	Lechner Racing School			<b>2:36.475</b>	161.1	2
8:11.026	4 Nico OTTO	Captain Racing			<b>2:36.109</b>	161.5	3
10:46.963	4 Nico OTTO	Captain Racing			<b>2:35.937</b>	161.7	4
12:16.054	10 Florian JANITS	Lechner Racing School			<b>2:35.752</b>	161.9	4
12:16.702	62 Ferdinand HABSBURG	Lechner Racing School			<b>2:35.697</b>	161.9	4
13:21.344	69 Max DEFOURNY	Lechner Racing School			<b>2:35.492</b>	162.2	5
14:58.991	11 Anton DE PASQUALE	Lechner Racing School			<b>2:35.175</b>	162.5	5
18:47.976	17 Paul SIELJES	Stuart Racing Team			<b>2:35.076</b>	162.6	7
20:22.767	10 Florian JANITS	Lechner Racing School			<b>2:34.896</b>	162.8	7



## FORMULA RENAULT 1.6 NEC JUNIOR SPA RACING FESTIVAL QUALIFYING

### Analysis

Personal Best							Session Best							B Crossing the finish line in pit lane																																																	
Lap	Time	Sector 1	Sector 2	Sector 3	Kph	Elapsed	Lap	Time	Sector 1	Sector 2	Sector 3	Kph	Elapsed	Lap	Time	Sector 1	Sector 2	Sector 3	Kph	Elapsed																																											
<b>1</b>	<b>Marcel LENERZ</b> Stuart Racing Team						DEU	2	2:36.475	47.369	1:08.366	40.740	161.1	7:02.564	3	2:36.419	<b>46.944</b>	1:08.986	40.489	161.2	9:38.983	4	2:44.833	47.002	1:12.401	45.430	153.0	12:23.816	5	<b>2:35.175</b>	47.191	<b>1:07.507</b>	<b>40.477</b>	162.5	14:58.991	6	2:48.111	56.062	1:10.246	41.803	150.0	17:47.102	7	2:36.788	47.233	1:08.589	40.966	160.8	20:23.890														
<b>3</b>	<b>Janneau ESMEIJER</b> Provily Racing Team						NED	1	3:08.671	1:04.477	1:17.926	46.268	133.6	3:08.671	2	2:40.794	48.925	1:10.778	41.091	156.8	5:49.465	3	2:36.550	47.156	1:08.642	40.752	161.1	8:26.015	4	2:35.945	46.975	1:08.219	40.751	161.7	11:01.960	5	2:35.637	46.952	1:08.176	<b>40.509</b>	162.0	13:37.597	6	2:35.303	46.872	1:07.742	40.689	162.4	16:12.900	7	<b>2:35.076</b>	<b>46.711</b>	<b>1:07.707</b>	40.658	162.6	18:47.976	8	3:11.910	57.808	1:25.756	48.346	131.4	21:59.886
<b>4</b>	<b>Nico OTTO</b> Captain Racing						DEU	1	3:35.125	1:00.172	1:21.706	1:13.247	117.2	3:35.125	2	3:24.232	1:23.569	1:12.010	48.653	123.5	6:59.357	3	2:40.026	47.462	1:11.277	41.287	157.6	9:39.383	4	2:36.246	46.540	1:08.757	40.949	161.4	12:15.629	5	2:37.749	48.239	1:08.717	40.793	159.8	14:53.378	6	2:36.333	46.849	1:08.707	<b>40.777</b>	161.3	17:29.711	7	<b>2:35.892</b>	<b>46.501</b>	<b>1:08.325</b>	41.066	161.7	20:05.603							
<b>9</b>	<b>Oliver SÖDERSTRÖM</b> Scuderia Nordica						SWE	1	4:16.281	1:16.337	1:36.237	1:23.707	98.4	4:16.281	2	2:42.264	48.735	1:11.685	41.844	155.4	6:58.545	3	2:43.395	48.108	1:12.612	42.675	154.3	9:41.940	4	2:38.357	47.352	1:09.520	41.485	159.2	12:20.297	5	2:38.359	47.540	1:09.310	41.509	159.2	14:58.656	6	2:37.804	47.727	1:08.800	<b>41.277</b>	159.8	17:36.460	7	<b>2:37.713</b>	<b>47.322</b>	<b>1:08.784</b>	41.607	159.9	20:14.173							
<b>10</b>	<b>Florian JANITS</b> Lechner Racing School						AUT	1	4:17.254	1:15.865	1:35.521	1:25.868	98.0	4:17.254	2	2:43.436	49.588	1:10.817	43.031	154.3	7:00.690	3	2:40.315	46.663	1:12.230	41.422	157.3	9:41.005	4	2:35.697	<b>46.611</b>	1:08.534	<b>40.552</b>	161.9	12:16.702	5	2:35.510	46.853	1:07.973	40.684	162.1	14:52.212	6	<b>2:35.505</b>	46.642	1:08.008	40.855	162.1	17:27.717	7	2:35.548	46.948	<b>1:07.636</b>	40.964	162.1	20:03.265							
<b>11</b>	<b>Anton DE PASQUALE</b> Lechner Racing School						AUS	1	2:54.982	1:00.037	1:13.512	41.433	144.1	2:54.982	2	2:37.746	47.700	1:09.114	40.932	159.8	5:32.728	3	2:36.805	47.317	1:08.253	41.235	160.8	8:09.533	4	2:36.319	47.514	1:07.956	40.849	161.3	10:45.852	5	<b>2:35.492</b>	47.150	<b>1:07.570</b>	<b>40.772</b>	162.2	13:21.344																					
<b>17</b>	<b>Paul SIELJES</b> Stuart Racing Team						NED	1	2:57.275	1:00.263	1:15.656	41.356	142.2	2:57.275	2	2:37.642	47.338	1:09.325	40.979	159.9	5:34.917	3	2:36.109	47.067	1:08.249	40.793	161.5	8:11.026	4	2:35.937	46.920	1:08.405	<b>40.612</b>	161.7	10:46.963	5	2:35.885	47.045	<b>1:08.013</b>	40.827	161.7	13:22.848	6	2:36.437	47.435	1:08.238	40.764	161.2	15:59.285	7	2:36.129	46.955	1:08.232	40.942	161.5	18:35.414	8	<b>2:35.620</b>	<b>46.736</b>	1:08.088	40.796	162.0	21:11.034
<b>21</b>	<b>Boris KOLFF</b> Provily Racing Team						NED	1	2:37.681	<b>47.358</b>	1:09.152	41.171	159.9	9:31.991	2	2:37.145	47.645	<b>1:08.404</b>	41.096	160.5	12:09.136	3	2:46.649	56.316	1:09.068	41.265	151.3	14:55.785	4	2:43.588	51.439	1:09.918	42.231	154.1	17:39.373	5	<b>2:37.104</b>	47.463	1:08.552	<b>41.089</b>	160.5	20:16.477																					
<b>22</b>	<b>Cédric PIRO</b> PiroSports						DEU	1	2:37.949	<b>47.544</b>	1:09.153	41.252	159.6	20:06.899	2	2:37.653	47.921	<b>1:08.510</b>	<b>41.222</b>	159.9	17:28.950	3	2:39.777	48.146	1:10.047	41.584	157.8	9:33.306	4	2:39.508	47.696	1:10.367	41.445	158.1	12:12.814	5	2:38.483	48.322	1:08.535	41.626	159.1	14:51.297	6	<b>2:37.653</b>	47.921	<b>1:08.510</b>	<b>41.222</b>	159.9	17:28.950	7	2:37.949	<b>47.544</b>	1:09.153	41.252	159.6	20:06.899							
<b>62</b>	<b>Ferdinand HABSURG</b> Lechner Racing School						AUT	1	2:44.374	51.785	1:10.491	42.098	153.4	17:47.871	2	2:42.264	48.735	1:11.685	41.844	155.4	6:58.545	3	2:43.395	48.108	1:12.612	42.675	154.3	9:41.940	4	2:38.357	47.352	1:09.520	41.485	159.2	12:20.297	5	2:38.359	47.540	1:09.310	41.509	159.2	14:58.656	6	2:37.804	47.727	1:08.800	<b>41.277</b>	159.8	17:36.460	7	<b>2:37.713</b>	<b>47.322</b>	<b>1:08.784</b>	41.607	159.9	20:14.173							
<b>69</b>	<b>Max DEFOURNY</b> Lechner Racing School						BEL	1	2:42.264	48.735	1:11.685	41.844	155.4	6:58.545	2	2:43.395	48.108	1:12.612	42.675	154.3	9:41.940	3	2:38.357	47.352	1:09.520	41.485	159.2	12:20.297	4	2:38.359	47.540	1:09.310	41.509	159.2	14:58.656	5	2:37.804	47.727	1:08.800	<b>41.277</b>	159.8	17:36.460	6	<b>2:37.713</b>	<b>47.322</b>	<b>1:08.784</b>	41.607	159.9	20:14.173														




## FORMULA RENAULT 1.6 NEC JUNIOR SPA RACING FESTIVAL QUALIFYING

### Analysis

■ Personal Best   
 ■ Session Best   
 ■ B Crossing the finish line in pit lane

Lap	Time	Sector 1	Sector 2	Sector 3	Kph	Elapsed	Lap	Time	Sector 1	Sector 2	Sector 3	Kph	Elapsed
6	2:35.841	47.208	1:07.772	40.861	161.8	15:57.185							
7	2:35.893	47.124	1:07.840	40.929	161.7	18:33.078							
8	2:35.663	47.041	1:07.831	40.791	162.0	21:08.741							

99 Ralf ARON		EST											
Scuderia Nordica													
Lap	Time	Sector 1	Sector 2	Sector 3	Kph	Elapsed	Lap	Time	Sector 1	Sector 2	Sector 3	Kph	Elapsed
1	4:26.323	1:54.846	1:33.964	57.513	94.7	4:26.323							
2	2:41.829	49.021	1:09.734	43.074	155.8	7:08.152							
3	2:42.191	46.900	1:10.107	45.184	155.5	9:50.343							
4	2:36.218	47.038	1:08.416	40.764	161.4	12:26.561							
5	2:35.901	46.794	1:08.296	40.811	161.7	15:02.462							
6	2:35.433	46.479	1:08.182	40.772	162.2	17:37.895							
7	2:35.925	46.460	1:08.649	40.816	161.7	20:13.820							




## FORMULA RENAULT 1.6 NEC JUNIOR SPA RACING FESTIVAL RACE 1 (20')

### Final Starting Grid

2:37.653 <b>Oliver SÖDERSTRÖM</b>	Scuderia Nordica	9	- 6 -	22	Pirosports	2:37.713 <b>Cédric PIRO</b>
2:35.892 <b>Boris KOLFF</b>	Provily Racing Team	21	- 5 -	1	Stuart Racing Team	2:37.104 <b>Marcel LENERZ</b>
2:35.505 <b>Ferdinand HABSBURG</b>	Lechner Racing School	62	- 4 -	4	Captain Racing	2:35.620 <b>Nico OTTO</b>
2:35.433 <b>Ralf ARON</b>	Scuderia Nordica	99	- 3 -	69	Lechner Racing School	2:35.492 <b>Max DEFOURNY</b>
2:35.175 <b>Anton DE PASQUALE</b>	Lechner Racing School	11	- 2 -	3	Provily Racing Team	2:35.302 <b>Janneau ESMELJER</b>
2:34.896 <b>Florian JANITS</b>	Lechner Racing School	10	- 1 -	17	Stuart Racing Team	2:35.076 <b>Paul SIELJES</b>

Pole ↓

Stewards:	Timekeeper:
-----------	-------------



## SPA RACING FESTIVAL

### FORMULA RENAULT 1.6 NEC JUNIOR

#### RACE 1 (20')

#### Final Classification

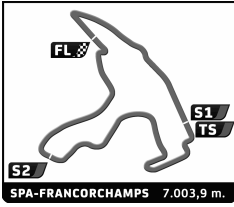
Drivers	Nat	Team	Vehicle	Class	Laps	Total Time	Gap	Kph	Best Lap		
									Lap	Time	Kph
1 11 Anton DE PASQUALE	AUS	Lechner Racing School			8	20:45.549	-	161.9	2	2:35.224	162.4
2 99 Ralf ARON	EST	Scuderia Nordica			8	20:55.134	+9.585	160.7	6	2:35.687	162.0
3 10 Florian JANITS	AUT	Lechner Racing School			8	20:55.597	+10.048	160.7	4	2:36.256	161.4
4 62 Ferdinand HABSBURG	AUT	Lechner Racing School			8	21:03.248	+17.699	159.7	8	2:36.237	161.4
5 3 Janneau ESMEIJER	NED	Provily Racing Team			8	21:04.268	+18.719	159.5	7	2:36.494	161.1
6 69 Max DEFOURNY	BEL	Lechner Racing School			8	21:07.533	+21.984	159.1	5	2:36.607	161.0
7 4 Nico OTTO	DEU	Captain Racing			8	21:07.907	+22.358	159.1	5	2:36.621	161.0
8 9 Oliver SÖDERSTRÖM	SWE	Scuderia Nordica			8	21:08.158	+22.609	159.1	4	2:37.085	160.5
9 21 Boris KOLFF	NED	Provily Racing Team			8	21:09.881	+24.332	158.8	3	2:36.906	160.7
10 22 Cédric PIRO	DEU	Pirosports			8	21:15.929	+30.380	158.1	4	2:38.001	159.6
11 17 Paul SELJES	NED	Stuart Racing Team			8	21:18.507	+32.958	157.8	8	2:36.655	161.0
12 1 Marcel LENERZ	DEU	Stuart Racing Team			7	21:23.432	1 Lap	137.5	6	2:39.161	158.4

<b>Pole Position</b>	F. JANITS	2:34.896	
<b>Fastest Lap</b>	Lap 2 Anton DE PASQUALE	2:35.224	162.4 Kph

Published at: .....

Track Status: **DRY**


<b>Stewards:</b>	<b>Timekeeper:</b>
------------------	--------------------



**FORMULA RENAULT 1.6 NEC JUNIOR**  
**SPA RACING FESTIVAL**  
**RACE 1**

Lap Chart

		LAP									
Nr	Pos	Grid	1	2	3	4	5	6	7	8	
10	<b>1</b>	10	11	11	11	11	11	11	11	11	11
17	<b>2</b>	17	10	10	10	10	10	10	10	99	99
11	<b>3</b>	11	99	99	99	99	99	99	10	10	
3	<b>4</b>	3	17	3	3	3	3	62	62	62	
99	<b>5</b>	99	3	69	69	62	62	3	3	3	
69	<b>6</b>	69	69	62	62	69	69	69	69	69	
62	<b>7</b>	62	62	9	9	9	4	4	4	4	
4	<b>8</b>	4	9	4	4	4	9	9	9	9	
21	<b>9</b>	21	21	21	21	21	21	21	21	21	
1	<b>10</b>	1	4	22	22	22	22	22	22	22	
9	<b>11</b>	9	22	1	1	1	17	17	17	17	
22	<b>12</b>	22	1	17	17	17	1	1	1	1	




## FORMULA RENAULT 1.6 NEC JUNIOR SPA RACING FESTIVAL RACE 1

### Best Sector Times

SECTOR 1			SECTOR 2			SECTOR 3			Pos	Driver	Ideal Lap	Best Lap
Pos	Driver	Time	Driver	Time	Driver	Time						
1	99 R.ARON	46.110	11 A.DE PASQUALE	1:07.698	99 R.ARON	40.635	1	11 A.DE PASQUALE	2'35.055	2:35.224	(1)	
2	10 F.JANITS	46.321	62 F.HABSBERG	1:08.508	11 A.DE PASQUALE	40.647	2	99 R.ARON	2'35.344	2:35.687	(2)	
3	4 N.OTTO	46.414	10 F.JANITS	1:08.598	17 P.SIELJES	40.652	3	10 F.JANITS	2'35.600	2:36.256	(4)	
4	62 F.HABSBERG	46.524	99 R.ARON	1:08.599	10 F.JANITS	40.681	4	62 F.HABSBERG	2'35.808	2:36.237	(3)	
5	3 J.ESMEIJER	46.565	3 J.ESMEIJER	1:08.697	4 N.OTTO	40.774	5	3 J.ESMEIJER	2'36.213	2:36.494	(5)	
6	17 P.SIELJES	46.582	17 P.SIELJES	1:08.999	62 F.HABSBERG	40.776	6	4 N.OTTO	2'36.221	2:36.621	(7)	
7	69 M.DEFOURNY	46.618	4 N.OTTO	1:09.033	69 M.DEFOURNY	40.799	7	17 P.SIELJES	2'36.233	2:36.655	(8)	
8	21 B.KOLFF	46.684	21 B.KOLFF	1:09.073	9 O.SÖDERSTRÖM	40.892	8	69 M.DEFOURNY	2'36.552	2:36.607	(6)	
9	11 A.DE PASQUALE	46.710	9 O.SÖDERSTRÖM	1:09.114	21 B.KOLFF	40.924	9	21 B.KOLFF	2'36.681	2:36.906	(9)	
10	9 O.SÖDERSTRÖM	46.770	69 M.DEFOURNY	1:09.135	3 J.ESMEIJER	40.951	10	9 O.SÖDERSTRÖM	2'36.776	2:37.085	(10)	
11	22 C.PIRO	47.135	22 C.PIRO	1:09.330	22 C.PIRO	41.184	11	22 C.PIRO	2'37.649	2:38.001	(11)	
12	1 M.LENERZ	47.294	1 M.LENERZ	1:09.781	1 M.LENERZ	41.378	12	1 M.LENERZ	2'38.453	2:39.161	(12)	






**FORMULA RENAULT 1.6 NEC JUNIOR**  
**SPA RACING FESTIVAL**  
After RACE 1

Event maximum speed


Team	Car	Class	Driver	Top Speed	Lap	Session
21	Provily Racing Team		Boris KOLFF	213.9	1	RACE 1
10	Lechner Racing School		Florian JANITS	212.6	8	RACE 1
4	Captain Racing		Nico OTTO	212.2	1	RACE 1
69	Lechner Racing School		Max DEFOURNY	211.8	4	FREE PRACTICE 2
3	Provily Racing Team		Janneau ESMELJER	211.4	2	RACE 1
99	Scuderia Nordica		Ralf ARON	210.9	6	QUALIFYING
62	Lechner Racing School		Ferdinand HABSBURG	210.1	2	RACE 1
17	Stuart Racing Team		Paul SIELJES	209.7	4	FREE PRACTICE 2
9	Scuderia Nordica		Oliver SÖDERSTRÖM	209.3	1	RACE 1
11	Lechner Racing School		Anton DE PASQUALE	208.9	5	FREE PRACTICE 1
22	Pirosports		Cédric PIRO	208.5	1	RACE 1
1	Stuart Racing Team		Marcel LENERZ	208.1	11	FREE PRACTICE 1



**FORMULA RENAULT 1.6 NEC JUNIOR**  
SPA RACING FESTIVAL  
RACE 1

Leader Sequence


Nr	Team	Car	Start Lap	End Lap	Laps	Total Laps
11	Lechner Racing School		1	8	8	8



**FORMULA RENAULT 1.6 NEC JUNIOR**  
SPA RACING FESTIVAL  
RACE 1

Fastest Lap Sequence

Practice Time	Team	Car	Class	Driver	Time	Kph	Lap
5:12.354	11 Lechner Racing School			Anton DE PASQUALE	<b>2:35.224</b>	162.4	2




## FORMULA RENAULT 1.6 NEC JUNIOR SPA RACING FESTIVAL RACE 1

Analysis by lap

Lapped

Nr	Lap Time	Gap	Nr	Lap Time	Gap	Nr	Lap Time	Gap	Nr	Lap Time	Gap	Nr	Lap Time	Gap
<b>Lap 1</b>			<b>Lap 5</b>			<b>Lap 6</b>			<b>Lap 7</b>			<b>Lap 8</b>		
11	2:37.130		11	2:35.765		11	2:35.611		11	2:35.547		11	2:35.325	
10	2:38.498	1.368	10	2:36.413	5.449	10	2:36.509	6.347	99	2:36.042	7.451	99	2:37.459	9.585
99	2:40.348	3.218	99	2:35.982	6.880	99	2:35.687	6.956	10	2:37.144	7.944	10	2:37.429	10.048
17	2:42.895	5.765	3	2:37.375	13.311	62	2:37.886	15.899	62	2:36.435	16.787	62	2:36.237	17.699
3	2:43.038	5.908	62	2:36.346	13.624	3	2:38.881	16.581	3	2:36.494	17.528	3	2:36.516	18.719
69	2:43.117	5.987	69	2:36.607	14.763	69	2:38.280	17.432	69	2:37.437	19.322	69	2:37.987	21.984
62	2:43.350	6.220	4	2:36.621	16.337	4	2:37.027	17.753	4	2:37.380	19.586	4	2:38.097	22.358
9	2:44.043	6.913	9	2:37.649	16.757	9	2:37.386	18.532	9	2:37.302	20.287	9	2:37.647	22.609
21	2:45.290	8.160	21	2:37.430	18.373	21	2:37.026	19.788	21	2:37.687	21.928	21	2:37.729	24.332
4	2:46.047	8.917	22	2:38.338	22.116	22	2:38.314	24.819	22	2:38.107	27.379	22	2:38.326	30.380
22	2:46.434	9.304	17	2:37.189	29.223	17	2:36.872	30.484	17	2:36.691	31.628	17	2:36.655	32.958
1	2:46.759	9.629				1	5:13.679	1 Lap	1	2:39.161	1 Lap	1	2:39.629	1 Lap
<b>Lap 2</b>			<b>Lap 3</b>			<b>Lap 4</b>			<b>Lap 5</b>			<b>Lap 6</b>		
11	2:35.224		11	2:35.468		11	2:35.479		11	2:35.479		11	2:35.479	
10	2:36.622	2.766	10	2:36.726	4.024	10	2:36.726	4.801	10	2:36.256	4.801	10	2:36.256	4.801
99	2:36.774	4.768	99	2:36.535	5.835	99	2:36.307	6.663	99	2:36.307	6.663	99	2:36.307	6.663
3	2:38.090	8.774	3	2:37.229	10.535	3	2:36.645	11.701	3	2:36.645	11.701	3	2:36.645	11.701
69	2:38.853	9.616	69	2:37.604	11.752	69	2:36.484	13.043	69	2:36.484	13.043	69	2:36.484	13.043
62	2:39.764	10.760	62	2:36.746	12.038	62	2:37.648	13.921	62	2:37.648	13.921	62	2:37.648	13.921
9	2:39.575	11.264	9	2:37.471	13.267	9	2:37.085	14.873	9	2:37.085	14.873	9	2:37.085	14.873
4	2:38.040	11.733	4	2:37.604	13.869	4	2:37.091	15.481	4	2:37.091	15.481	4	2:37.091	15.481
21	2:40.648	13.584	21	2:36.906	15.022	21	2:37.165	16.708	21	2:37.165	16.708	21	2:37.165	16.708
22	2:40.344	14.424	22	2:38.065	17.021	22	2:38.001	19.543	22	2:38.001	19.543	22	2:38.001	19.543
1	2:40.767	15.172	1	2:39.750	19.454	1	2:43.687	27.662	1	2:43.687	27.662	1	2:43.687	27.662
17	2:53.051	23.592	17	2:36.705	24.829	17	2:38.449	27.799	17	2:38.449	27.799	17	2:38.449	27.799




## FORMULA RENAULT 1.6 NEC JUNIOR SPA RACING FESTIVAL RACE 1

### Analysis

■ Personal Best ■ Session Best B Crossing the finish line in pit lane

Lap	Time	Sector 1	Sector 2	Sector 3	Kph	Elapsed	Lap	Time	Sector 1	Sector 2	Sector 3	Kph	Elapsed	
<b>1</b>	<b>Marcel LENERZ</b> DEU Stuart Racing Team							<b>11</b>	<b>Anton DE PASQUALE</b> AUS Lechner Racing School					
1	2:46.759	52.126	1:12.569	42.064	151.2	2:46.759	1	2:37.130	48.306	1:08.177	40.647	160.5	2:37.130	
2	2:40.767	47.731	1:11.544	41.492	156.8	5:27.526	2	2:35.224	46.788	1:07.698	40.738	162.4	5:12.354	
3	2:39.750	47.294	1:10.571	41.885	157.8	8:07.276	3	2:35.468	46.791	1:07.824	40.853	162.2	7:47.822	
4	2:43.687	47.355	1:09.781	46.551	154.0	10:50.963	4	2:35.479	46.733	1:07.998	40.748	162.2	10:23.301	
5	5:13.679	3:21.966	1:10.335	41.378	80.4	16:04.642	5	2:35.765	46.763	1:08.199	40.803	161.9	12:59.066	
6	2:39.161	47.821	1:09.926	41.414	158.4	18:43.803	6	2:35.611	46.717	1:07.992	40.902	162.0	15:34.677	
7	2:39.629	47.949	1:09.998	41.682	158.0	21:23.432	7	2:35.547	46.710	1:07.961	40.876	162.1	18:10.224	
							8	2:35.325	46.729	1:07.831	40.765	162.3	20:45.549	
<b>3</b>	<b>Janneau ESMEIJER</b> NED Provily Racing Team							<b>17</b>	<b>Paul SIELJES</b> NED Stuart Racing Team					
1	2:43.038	49.537	1:11.427	42.074	154.7	2:43.038	1	2:42.895	49.410	1:11.706	41.779	154.8	2:42.895	
2	2:38.090	46.840	1:10.032	41.218	159.5	5:21.128	2	2:53.051	46.944	1:25.187	40.920	145.7	5:35.946	
3	2:37.229	47.098	1:08.954	41.177	160.4	7:58.357	3	2:36.705	46.927	1:08.999	40.779	160.9	8:12.651	
4	2:36.645	46.997	1:08.697	40.951	161.0	10:35.002	4	2:38.449	47.303	1:10.413	40.733	159.1	10:51.100	
5	2:37.375	47.052	1:09.090	41.233	160.2	13:12.377	5	2:37.189	47.260	1:09.170	40.759	160.4	13:28.289	
6	2:38.881	47.115	1:10.748	41.018	158.7	15:51.258	6	2:36.872	46.751	1:09.153	40.968	160.7	16:05.161	
7	2:36.494	46.654	1:08.798	41.042	161.1	18:27.752	7	2:36.691	46.783	1:09.256	40.652	160.9	18:41.852	
8	2:36.516	46.565	1:08.855	41.096	161.1	21:04.268	8	2:36.655	46.582	1:09.315	40.758	161.0	21:18.507	
<b>4</b>	<b>Nico OTTO</b> DEU Captain Racing							<b>21</b>	<b>Boris KOLFF</b> NED Provily Racing Team					
1	2:46.047	50.008	1:14.342	41.697	151.8	2:46.047	1	2:45.290	50.367	1:13.706	41.217	152.5	2:45.290	
2	2:38.040	46.907	1:10.022	41.111	159.5	5:24.087	2	2:40.648	48.760	1:10.734	41.154	157.0	5:25.938	
3	2:37.604	47.247	1:09.504	40.853	160.0	8:01.691	3	2:36.906	46.792	1:09.073	41.041	160.7	8:02.844	
4	2:37.091	46.414	1:09.903	40.774	160.5	10:38.782	4	2:37.165	46.684	1:09.557	40.924	160.4	10:40.009	
5	2:36.621	46.421	1:09.193	41.007	161.0	13:15.403	5	2:37.430	46.802	1:09.281	41.347	160.2	13:17.439	
6	2:37.027	46.765	1:09.033	41.229	160.6	15:52.430	6	2:37.026	46.865	1:09.166	40.995	160.6	15:54.465	
7	2:37.380	46.732	1:09.764	40.884	160.2	18:29.810	7	2:37.687	46.771	1:09.771	41.145	159.9	18:32.152	
8	2:38.097	46.746	1:09.973	41.378	159.5	21:07.907	8	2:37.729	46.862	1:09.522	41.345	159.9	21:09.881	
<b>9</b>	<b>Oliver SÖDERSTRÖM</b> SWE Scuderia Nordica							<b>22</b>	<b>Cédric PIRO</b> DEU PiroSports					
1	2:44.043	51.111	1:11.737	41.195	153.7	2:44.043	1	2:46.434	51.179	1:12.278	42.977	151.5	2:46.434	
2	2:39.575	47.083	1:10.941	41.551	158.0	5:23.618	2	2:40.344	47.536	1:11.325	41.483	157.3	5:26.778	
3	2:37.471	47.341	1:09.114	41.016	160.1	8:01.089	3	2:38.065	47.432	1:09.330	41.303	159.5	8:04.843	
4	2:37.085	46.971	1:09.222	40.892	160.5	10:38.174	4	2:38.001	47.340	1:09.477	41.184	159.6	10:42.844	
5	2:37.649	47.108	1:09.573	40.968	159.9	13:15.823	5	2:38.338	47.146	1:09.795	41.397	159.2	13:21.182	
6	2:37.386	46.888	1:09.460	41.038	160.2	15:53.209	6	2:38.314	47.279	1:09.594	41.441	159.3	15:59.496	
7	2:37.302	46.794	1:09.507	41.001	160.3	18:30.511	7	2:38.107	47.180	1:09.516	41.411	159.5	18:37.603	
8	2:37.647	46.770	1:09.769	41.108	159.9	21:08.158	8	2:38.326	47.135	1:09.525	41.666	159.3	21:15.929	
<b>10</b>	<b>Florian JANITS</b> AUT Lechner Racing School							<b>62</b>	<b>Ferdinand HABSBERG</b> AUT Lechner Racing School					
1	2:38.498	48.395	1:09.169	40.934	159.1	2:38.498	1	2:43.350	49.710	1:12.485	41.155	154.4	2:43.350	
2	2:36.622	46.691	1:08.806	41.125	161.0	5:15.120	2	2:39.764	46.629	1:11.709	41.426	157.8	5:23.114	
3	2:36.726	46.746	1:09.020	40.960	160.9	7:51.846	3	2:36.746	46.706	1:08.717	41.323	160.9	7:59.860	
4	2:36.256	46.690	1:08.609	40.957	161.4	10:28.102	4	2:36.484	46.524	1:09.117	40.843	161.1	10:36.344	
5	2:36.413	46.754	1:08.598	41.061	161.2	13:04.515	5	2:36.346	46.555	1:09.015	40.776	161.3	13:12.690	
6	2:36.509	46.828	1:08.775	40.906	161.1	15:41.024	6	2:37.886	46.752	1:09.928	41.206	159.7	15:50.576	
7	2:37.144	46.778	1:09.502	40.864	160.5	18:18.168	7	2:36.435	46.742	1:08.745	40.948	161.2	18:27.011	
8	2:37.429	46.321	1:10.427	40.681	160.2	20:55.597	8	2:36.237	46.728	1:08.508	41.001	161.4	21:03.248	




## FORMULA RENAULT 1.6 NEC JUNIOR SPA RACING FESTIVAL RACE 1

### Analysis

■ Personal Best   
 ■ Session Best   
 ■ Crossing the finish line in pit lane

Lap	Time	Sector 1	Sector 2	Sector 3	Kph	Elapsed	Lap	Time	Sector 1	Sector 2	Sector 3	Kph	Elapsed
<b>69</b> Max DEFOURNY <span style="float: right;">BEL</span> Lechner Racing School													
1	2:43.117	49.649	1:11.999	41.469	154.6	2:43.117							
2	2:38.853	46.837	1:10.718	41.298	158.7	5:21.970							
3	2:37.604	46.654	1:09.427	41.523	160.0	7:59.574							
4	2:37.648	46.877	1:09.972	40.799	159.9	10:37.222							
5	2:36.607	46.618	1:09.135	40.854	161.0	13:13.829							
6	2:38.280	47.156	1:09.974	41.150	159.3	15:52.109							
7	2:37.437	46.957	1:09.301	41.179	160.2	18:29.546							
8	2:37.987	47.029	1:09.729	41.229	159.6	21:07.533							
<b>99</b> Ralf ARON <span style="float: right;">EST</span> Scuderia Nordica													
1	2:40.348	49.411	1:09.773	41.164	157.2	2:40.348							
2	2:36.774	46.787	1:08.906	41.081	160.8	5:17.122							
3	2:36.535	46.690	1:08.891	40.954	161.1	7:53.657							
4	2:36.307	46.596	1:09.076	40.635	161.3	10:29.964							
5	2:35.982	46.554	1:08.599	40.829	161.6	13:05.946							
6	2:35.687	46.398	1:08.650	40.639	162.0	15:41.633							
7	2:36.042	46.110	1:08.948	40.984	161.6	18:17.675							
8	2:37.459	46.657	1:10.101	40.701	160.1	20:55.134							



## FORMULA RENAULT 1.6 NEC JUNIOR SPA RACING FESTIVAL RACE 2 (20')


Revised

### Final Starting Grid

2:37.804 <b>Cédric PIRO</b>	Pirosports	22	- 6 -	9	Scuderia Nordica	2:37.949 <b>Oliver SÖDERSTRÖM</b>
2:36.419 <b>Anton DE PASQUALE</b>	Lechner Racing School	11	- 5 -	1	Stuart Racing Team	2:37.145 <b>Marcel LENERZ</b>
2:35.937 <b>Nico OTTO</b>	Captain Racing	4	- 4 -	21	Provily Racing Team	2:36.246 <b>Boris KOLFF</b>
2:35.752 <b>Florian JANITS</b>	Lechner Racing School	10	- 3 -	99	Scuderia Nordica	2:35.901 <b>Ralf ARON</b>
2:35.607 <b>Janneau ESMEIJER</b>	Provily Racing Team	3	- 2 -	69	Lechner Racing School	2:35.663 <b>Max DEFOURNY</b>
2:35.303 <b>Paul SIELJES</b>	Stuart Racing Team	17	- 1 -	62	Lechner Racing School	2:35.510 <b>Ferdinand HABSBURG</b>

Pole ↓

Stewards:	Timekeeper:
-----------	-------------



## SPA RACING FESTIVAL

### FORMULA RENAULT 1.6 NEC JUNIOR

#### RACE 2 (20')

#### Final Classification

Drivers	Nat	Team	Vehicle	Class	Laps	Total Time	Gap	Kph	Best Lap		
									Lap	Time	Kph
1 99 Ralf ARON	EST	Scuderia Nordica			7	20:56.048	-	140.5	7	2:48.797	149.4
2 10 Florian JANITS	AUT	Lechner Racing School			7	20:59.161	+3.113	140.2	5	2:49.332	148.9
3 69 Max DEFOURNY	BEL	Lechner Racing School			7	21:02.206	+6.158	139.8	6	2:49.534	148.7
4 4 Nico OTTO	DEU	Captain Racing			7	21:04.954	+8.906	139.5	5	2:49.724	148.6
5 62 Ferdinand HABSBURG	AUT	Lechner Racing School			7	21:06.448	+10.400	139.4	6	2:50.132	148.2
6 11 Anton DE PASQUALE	AUS	Lechner Racing School			7	21:07.434	+11.386	139.3	6	2:50.351	148.0
7 9 Oliver SÖDERSTRÖM	SWE	Scuderia Nordica			7	21:12.780	+16.732	138.7	6	2:50.009	148.3
8 22 Cédric PIRO	DEU	Pirosports			7	21:20.783	+24.735	137.8	5	2:51.928	146.7
9 1 Marcel LENERZ	DEU	Stuart Racing Team			7	21:32.914	+36.866	136.5	3	2:51.473	147.0
10 21 Boris KOLFF	NED	Provily Racing Team			7	22:10.472	+1:14.424	132.7	5	2:58.717	141.1
11 3 Janneau ESMEIJER	NED	Provily Racing Team			3	9:36.917	4 Laps	131.1	3	2:51.345	147.2
12 17 Paul SIELJES	NED	Stuart Racing Team			3	9:41.072	4 Laps	130.2	2	2:54.852	144.2

<b>Pole Position</b>	P. SIELJES	<b>2:35.303</b>	
<b>Fastest Lap</b>	Lap 7 Ralf ARON	<b>2:48.797</b>	149.4 Kph

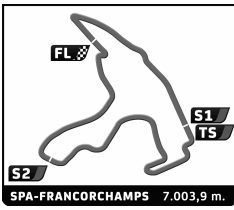
CAR #1 DRIVE THROUGH DUE TO TRACK LIMITS  
CARS #10 & 11 UNDER INVESTIGATION

Published at: .....

Track Status: **WET**

<b>Stewards:</b>	<b>Timekeeper:</b>
------------------	--------------------






**FORMULA RENAULT 1.6 NEC JUNIOR**  
**SPA RACING FESTIVAL**  
**RACE 2**

Lap Chart


		LAP								
Nr	Pos	Grid	1	2	3	4	5	6	7	
17	<b>1</b>	17	17	3	3	99	99	99	99	
62	<b>2</b>	62	62	17	99	10	10	10	10	
3	<b>3</b>	3	3	99	10	69	69	69	69	
69	<b>4</b>	69	69	10	17	4	4	4	4	
10	<b>5</b>	10	10	62	69	62	62	62	62	
99	<b>6</b>	99	99	69	4	11	11	11	11	
4	<b>7</b>	4	4	4	62	1	1	9	9	
21	<b>8</b>	21	21	11	11	9	9	22	22	
11	<b>9</b>	11	11	1	1	22	22	1	1	
1	<b>10</b>	1	1	22	9	21	21	21	21	
22	<b>11</b>	22	22	9	22					
9	<b>12</b>	9	9	21	21					



## FORMULA RENAULT 1.6 NEC JUNIOR SPA RACING FESTIVAL RACE 2

### Best Sector Times


SECTOR 1			SECTOR 2			SECTOR 3			Pos	Driver	Ideal Lap	Best Lap
Pos	Driver	Time	Driver	Time	Driver	Time						
1	10 F.JANITS	47.947	69 M.DEFOURNY	1:16.737	99 R.ARON	43.144	1	99 R.ARON	2'48.443	2:48.797	(1)	
2	99 R.ARON	48.155	9 O.SÖDERSTRÖM	1:16.896	10 F.JANITS	43.554	2	10 F.JANITS	2'49.018	2:49.332	(2)	
3	4 N.OTTO	48.276	99 R.ARON	1:17.144	9 O.SÖDERSTRÖM	43.577	3	69 M.DEFOURNY	2'49.348	2:49.534	(3)	
4	11 A.DE PASQUALE	48.379	3 J.ESMEIJER	1:17.153	11 A.DE PASQUALE	43.626	4	9 O.SÖDERSTRÖM	2'49.633	2:50.009	(5)	
5	62 F.HABSBERG	48.423	10 F.JANITS	1:17.517	69 M.DEFOURNY	43.848	5	4 N.OTTO	2'49.724	2:49.724	(4)	
6	69 M.DEFOURNY	48.763	4 N.OTTO	1:17.576	62 F.HABSBERG	43.866	6	62 F.HABSBERG	2'50.081	2:50.132	(6)	
7	3 J.ESMEIJER	48.862	1 M.LENERZ	1:17.718	4 N.OTTO	43.872	7	11 A.DE PASQUALE	2'50.231	2:50.351	(7)	
8	1 M.LENERZ	48.988	62 F.HABSBERG	1:17.792	22 C.PIRO	44.156	8	3 J.ESMEIJER	2'50.375	2:51.345	(8)	
9	9 O.SÖDERSTRÖM	49.160	11 A.DE PASQUALE	1:18.226	21 B.KOLFF	44.240	9	1 M.LENERZ	2'51.011	2:51.473	(9)	
10	22 C.PIRO	49.254	22 C.PIRO	1:18.518	1 M.LENERZ	44.305	10	22 C.PIRO	2'51.928	2:51.928	(10)	
11	17 P.SIELJES	50.438	17 P.SIELJES	1:18.650	3 J.ESMEIJER	44.360	11	17 P.SIELJES	2'54.115	2:54.852	(11)	
12	21 B.KOLFF	50.723	21 B.KOLFF	1:23.389	17 P.SIELJES	45.027	12	21 B.KOLFF	2'58.352	2:58.717	(12)	



**FORMULA RENAULT 1.6 NEC JUNIOR**  
**SPA RACING FESTIVAL**  
After RACE 2

Event maximum speed

Driver	Team	Car	Class	Top Speed	Lap	Session
21 Boris KOLFF	Provily Racing Team			<b>213.9</b>	1	RACE 1
10 Florian JANITS	Lechner Racing School			<b>212.6</b>	8	RACE 1
4 Nico OTTO	Captain Racing			<b>212.2</b>	1	RACE 1
69 Max DEFOURNY	Lechner Racing School			<b>211.8</b>	4	FREE PRACTICE 2
3 Janneau ESMELJER	Provily Racing Team			<b>211.4</b>	2	RACE 1
99 Ralf ARON	Scuderia Nordica			<b>210.9</b>	6	QUALIFYING
62 Ferdinand HABSBURG	Lechner Racing School			<b>210.1</b>	2	RACE 1
17 Paul SIELJES	Stuart Racing Team			<b>209.7</b>	4	FREE PRACTICE 2
9 Oliver SÖDERSTRÖM	Scuderia Nordica			<b>209.3</b>	1	RACE 1
11 Anton DE PASQUALE	Lechner Racing School			<b>208.9</b>	5	FREE PRACTICE 1
22 Cédric PIRO	Pirosports			<b>208.5</b>	1	RACE 1
1 Marcel LENERZ	Stuart Racing Team			<b>208.1</b>	11	FREE PRACTICE 1




**FORMULA RENAULT 1.6 NEC JUNIOR**

SPA RACING FESTIVAL

RACE 2

Fastest Lap Sequence

Practice Time	Driver	Team	Car	Class	Time	Kph	Lap
6:45.572	3 Janneau ESMEIJER	Provily Racing Team			<b>2:52.070</b>	146.5	2
6:47.197	99 Ralf ARON	Scuderia Nordica			<b>2:51.903</b>	146.7	2
9:36.917	3 Janneau ESMEIJER	Provily Racing Team			<b>2:51.345</b>	147.2	3
9:37.417	99 Ralf ARON	Scuderia Nordica			<b>2:50.220</b>	148.1	3
15:18.451	99 Ralf ARON	Scuderia Nordica			<b>2:49.986</b>	148.3	5
15:19.551	10 Florian JANITS	Lechner Racing School			<b>2:49.332</b>	148.9	5
18:07.251	99 Ralf ARON	Scuderia Nordica			<b>2:48.800</b>	149.4	6
20:56.048	99 Ralf ARON	Scuderia Nordica			<b>2:48.797</b>	149.4	7




## FORMULA RENAULT 1.6 NEC JUNIOR SPA RACING FESTIVAL RACE 2

Analysis by lap

Lapped

Nr	Lap Time	Gap	Nr	Lap Time	Gap	Nr	Lap Time	Gap	Nr	Lap Time	Gap	Nr	Lap Time	Gap
<b>Lap 1</b>			99	2:49.986										
			10	2:49.332	1.100									
17	3:51.057		69	2:50.015	3.870									
62	3:52.780	1.723	4	2:49.724	4.714									
3	3:53.502	2.445	62	2:50.627	6.930									
69	3:54.022	2.965	11	2:50.482	7.836									
10	3:54.229	3.172	1	2:53.782	13.956									
99	3:55.294	4.237	9	2:51.461	14.227									
4	3:56.223	5.166	22	2:51.928	17.366									
21	4:00.779	9.722	21	2:58.717	49.942									
11	4:00.959	9.902												
1	4:01.424	10.367	<b>Lap 6</b>											
22	4:02.062	11.005	99	2:48.800										
9	4:04.769	13.712	10	2:49.344	1.644									
			69	2:49.534	4.604									
<b>Lap 2</b>			4	2:50.997	6.911									
3	2:52.070		62	2:50.132	8.262									
17	2:54.852	0.337	11	2:50.351	9.387									
99	2:51.903	1.625	9	2:50.009	15.436									
10	2:53.675	2.332	22	2:52.451	21.017									
62	2:56.095	3.303	1	2:59.542	24.698									
69	2:55.587	4.037	21	3:00.698	1'01.840									
4	2:53.449	4.100												
11	2:52.741	8.128	<b>Lap 7</b>											
1	2:53.483	9.335	99	2:48.797										
22	2:55.376	11.866	10	2:50.266	3.113									
9	2:54.331	13.528	69	2:50.351	6.158									
21	3:05.644	20.851	4	2:50.792	8.906									
<b>Lap 3</b>			62	2:50.935	10.400									
3	2:51.345		11	2:50.796	11.386									
99	2:50.220	0.500	9	2:50.093	16.732									
10	2:51.475	2.462	22	2:52.515	24.735									
17	2:55.163	4.155	1	3:00.965	36.866									
69	2:51.821	4.513	21	3:01.381	1'14.424									
4	2:53.414	6.169												
62	2:54.711	6.669												
11	2:50.776	7.559												
1	2:51.473	9.463												
9	2:50.838	13.021												
22	2:53.726	14.247												
21	3:03.120	32.626												
<b>Lap 4</b>														
99	2:51.048													
10	2:50.840	1.754												
69	2:50.876	3.841												
4	2:50.355	4.976												
62	2:51.168	6.289												
11	2:51.329	7.340												
1	2:52.245	10.160												
9	2:51.279	12.752												
22	2:52.725	15.424												
21	3:00.133	41.211												
<b>Lap 5</b>														




## FORMULA RENAULT 1.6 NEC JUNIOR SPA RACING FESTIVAL RACE 2

### Analysis

■ Personal Best ■ Session Best B Crossing the finish line in pit lane

Lap	Time	Sector 1	Sector 2	Sector 3	Kph	Elapsed	Lap	Time	Sector 1	Sector 2	Sector 3	Kph	Elapsed
<b>1</b> <b>Marcel LENERZ</b> DEU Stuart Racing Team							7 2:50.796 48.426 1:18.744 <b>43.626</b> 147.6 21:07.434						
1	4:01.424	1:25.731	1:30.446	1:05.247	104.4	4:01.424	1	3:51.057	1:10.519	1:36.851	1:03.687	109.1	3:51.057
2	2:53.483	50.745	1:18.241	44.497	145.3	6:54.907	2	<b>2:54.852</b>	50.826	1:18.999	<b>45.027</b>	144.2	6:45.909
3	<b>2:51.473</b>	49.450	<b>1:17.718</b>	<b>44.305</b>	147.0	9:46.380	3	2:55.163	<b>50.438</b>	<b>1:18.650</b>	46.075	143.9	9:41.072
4	2:52.245	<b>48.988</b>	1:18.667	44.590	146.4	12:38.625	<b>21</b> <b>Boris KOLFF</b> NED Provily Racing Team						
5	2:53.782	49.190	1:20.002	44.590	145.1	15:32.407	1	4:00.779	1:22.813	1:32.205	1:05.761	104.7	4:00.779
6	2:59.542 <b>B</b>	49.943	1:18.924	50.675	140.4	18:31.949	2	3:05.644	53.193	1:25.775	46.676	135.8	7:06.423
7	3:00.965	58.189	1:18.274	44.502	139.3	21:32.914	3	3:03.120	51.883	1:26.135	45.102	137.7	10:09.543
<b>3</b> <b>Janneau ESMEIJER</b> NED Provily Racing Team							4	3:00.133	51.069	1:24.469	44.595	140.0	13:09.676
1	3:53.502	1:14.385	1:34.498	1:04.619	108.0	3:53.502	5	<b>2:58.717</b>	<b>50.723</b>	1:23.754	<b>44.240</b>	141.1	16:08.393
2	2:52.070	50.082	1:17.628	<b>44.360</b>	146.5	6:45.572	6	3:00.698	51.516	<b>1:23.389</b>	45.793	139.5	19:09.091
3	<b>2:51.345</b>	49.633	<b>1:17.153</b>	44.559	147.2	9:36.917	7	3:01.381	51.386	1:24.761	45.234	139.0	22:10.472
<b>4</b> <b>Nico OTTO</b> DEU Captain Racing							<b>22</b> <b>Cédric PIRO</b> DEU PiroSports						
1	3:56.223	1:20.388	1:32.074	1:03.761	106.7	3:56.223	1	4:02.062	1:26.547	1:30.239	1:05.276	104.2	4:02.062
2	2:53.449	49.208	1:18.973	45.268	145.4	6:49.672	2	2:55.376	50.985	1:19.532	44.859	143.8	6:57.438
3	2:53.414	49.234	1:19.144	45.036	145.4	9:43.086	3	2:53.726	49.560	1:19.772	44.394	145.1	9:51.164
4	2:50.355	48.352	1:17.643	44.360	148.0	12:33.441	4	2:52.725	49.561	1:18.972	44.192	146.0	12:43.889
5	<b>2:49.724</b>	<b>48.276</b>	<b>1:17.576</b>	<b>43.872</b>	148.6	15:23.165	5	<b>2:51.928</b>	<b>49.254</b>	<b>1:18.518</b>	<b>44.156</b>	146.7	15:35.817
6	2:50.997	48.997	1:17.893	44.107	147.5	18:14.162	6	2:52.451	49.526	1:18.655	44.270	146.2	18:28.268
7	2:50.792	48.586	1:18.162	44.044	147.6	21:04.954	7	2:52.515	49.317	1:18.934	44.264	146.2	21:20.783
<b>9</b> <b>Oliver SÖDERSTRÖM</b> SWE Scuderia Nordica							<b>62</b> <b>Ferdinand HABSBURG</b> AUT Lechner Racing School						
1	4:04.769	1:28.594	1:29.778	1:06.397	103.0	4:04.769	1	3:52.780	1:11.709	1:36.298	1:04.773	108.3	3:52.780
2	2:54.331	51.226	1:18.742	44.363	144.6	6:59.100	2	2:56.095	50.961	1:19.405	45.729	143.2	6:48.875
3	2:50.838	49.241	1:17.870	43.727	147.6	9:49.938	3	2:54.711	49.559	1:19.601	45.551	144.3	9:43.586
4	2:51.279	49.315	1:18.061	43.903	147.2	12:41.217	4	2:51.168	48.682	1:18.038	44.448	147.3	12:34.754
5	2:51.461	49.420	1:17.591	44.450	147.1	15:32.678	5	2:50.627	48.904	<b>1:17.792</b>	43.931	147.8	15:25.381
6	<b>2:50.009</b>	<b>49.160</b>	<b>1:17.272</b>	<b>43.577</b>	148.3	18:22.687	6	<b>2:50.132</b>	<b>48.423</b>	1:17.843	<b>43.866</b>	148.2	18:15.513
7	2:50.093	49.171	<b>1:16.896</b>	44.026	148.2	21:12.780	7	2:50.935	48.972	1:17.989	43.974	147.5	21:06.448
<b>10</b> <b>Florian JANITS</b> AUT Lechner Racing School							<b>69</b> <b>Max DEFOURNY</b> BEL Lechner Racing School						
1	3:54.229	1:16.487	1:34.384	1:03.358	107.6	3:54.229	1	3:54.022	1:15.399	1:33.925	1:04.698	107.7	3:54.022
2	2:53.675	49.910	1:19.641	44.124	145.2	6:47.904	2	2:55.587	50.325	1:19.626	45.636	143.6	6:49.609
3	2:51.475	48.828	1:18.583	44.064	147.0	9:39.379	3	2:51.821	49.151	1:18.303	44.367	146.7	9:41.430
4	2:50.840	48.889	1:18.049	43.902	147.6	12:30.219	4	2:50.876	49.082	1:17.796	43.998	147.6	12:32.306
5	<b>2:49.332</b>	48.261	<b>1:17.517</b>	<b>43.554</b>	148.9	15:19.551	5	2:50.015	<b>48.763</b>	1:17.374	43.878	148.3	15:22.321
6	2:49.344	<b>47.947</b>	1:17.834	43.563	148.9	18:08.895	6	<b>2:49.534</b>	48.949	<b>1:16.737</b>	<b>43.848</b>	148.7	18:11.855
7	2:50.266	48.175	1:18.247	43.844	148.1	20:59.161	7	2:50.351	48.998	1:17.424	43.929	148.0	21:02.206
<b>11</b> <b>Anton DE PASQUALE</b> AUS Lechner Racing School							<b>99</b> <b>Ralf ARON</b> EST Scuderia Nordica						
1	4:00.959	1:23.728	1:31.922	1:05.309	104.6	4:00.959	1	3:55.294	1:18.736	1:32.951	1:03.607	107.2	3:55.294
2	2:52.741	49.603	1:18.960	44.178	146.0	6:53.700	2	2:51.903	48.977	1:19.196	43.730	146.7	6:47.197
3	2:50.776	<b>48.379</b>	1:18.511	43.886	147.6	9:44.476	3	2:50.220	48.931	1:17.733	43.556	148.1	9:37.417
4	2:51.329	48.722	1:18.852	43.755	147.2	12:35.805	4	2:51.048	48.344	1:19.073	43.631	147.4	12:28.465
5	2:50.482	48.451	1:18.365	43.666	147.9	15:26.287	5	2:49.986	49.225	1:17.463	43.298	148.3	15:18.451
6	<b>2:50.351</b>	48.498	<b>1:18.226</b>	43.627	148.0	18:16.638							



**FORMULA RENAULT 1.6 NEC JUNIOR**  
**SPA RACING FESTIVAL**  
**RACE 2**

Analysis

■ Personal Best   
 ■ Session Best   
 ■ Crossing the finish line in pit lane

Lap	Time	Sector 1	Sector 2	Sector 3	Kph	Elapsed	Lap	Time	Sector 1	Sector 2	Sector 3	Kph	Elapsed
6	2:48.800	48.503	1:17.144	43.153	149.4	18:07.251							
7	2:48.797	48.155	1:17.498	43.144	149.4	20:56.048							